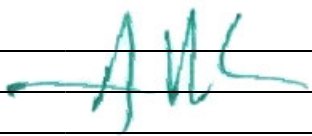



4.4.1 Percentage expenditure incurred on maintenance of physical facilities and academic support facilities excluding salary component, during the last five years		
Year 1 (2022-2023)		
Head of expenditure (for ex. Repair and maintenance)	Item of expenditure (for ex. AMC for Lab equipment and computers, garden maintenance etc.)	Amount (INR in Lakhs)
<b>Building maintainance and repairs</b>	<b>Building Infrastructure and maintainance</b>	<b>24.17</b>
Labs	Lab consumables	4.54
	College Maintainance	8.79
Computer maintainance	computer maintainance	3.03
Library books and maintainance	library & erp	4.11
Others	Games conduct expenses	1.17
	Printing and stationary	10.02
	News papers and magazines	0.81
	office maintainance	7.13
	Miscelleneous	7.65
	Green Energy and Environment	0.25
	Garden Maintainance	0.82
Total		72.49
Year 2 (2021-2022)		
Head of expenditure (for ex. Repair and maintenance)	Item of expenditure (for ex. AMC for Lab equipment and computers, garden maintenance etc.)	Amount (INR in Lakhs)
<b>Building maintainance and repairs</b>	<b>Building Infrastructure and maintainance</b>	<b>13.95</b>
Labs	Lab consumables	2.72
	College Maintainance	8.14
Computer maintainance	computer maintainance	0.7
Library books and maintainance	library & erp	4.72
Others	Games conduct expenses	1.08
	Printing and stationary	6.1
	News papers and magazines	0.69
	office maintainance	7.02
	Miscelleneous	2.88

  
**Principal**  
 Sree Chaitanya Institute of Technological Sciences  
 L.M.D. Colony, KARIMNAGAR (T.S.)

	Green Energy and Environment	0.25
	Garden Maintainance	0.84
Total		49.09
Year 3 (2020-2021)		
<b>Head of expenditure (for ex. Repair and maintenance)</b>	<b>Item of expenditure (for ex. AMC for Lab equipment and computers, garden maintenance etc.)</b>	<b>Amount (INR in Lakhs)</b>
<b>Building maintainance and repairs</b>	<b>Building Infrastructure and maintainance</b>	<b>0.15</b>
Labs	Lab consumables	0.87
	College Maintainance	5.18
Computer maintainance	computer maintainance	0.09
Library books and maintainance	library & erp	4.87
Others	Games conduct expenses	0.36
	Printing and stationary	1.4
	News papers and magazines	0.26
	office maintainance	0.08
	Miscelleneous	1
	Green Energy and Environment	0.25
	Garden Maintainance	0.83
Total		15.34
Year 4 (2019-2020)		
<b>Head of expenditure (for ex. Repair and maintenance)</b>	<b>Item of expenditure (for ex. AMC for Lab equipment and computers, garden maintenance etc.)</b>	<b>Amount (INR in Lakhs)</b>
<b>Building maintainance and repairs</b>	<b>Building Infrastructure and maintainance</b>	<b>0.33</b>
Labs	Lab consumables	1.87
	college maintainance	11.04
Computer maintainance	computer maintainance	0.2
Library books and maintainance	library & erp	2.67
Others	Games conduct expenses	0.78
	Printing and stationary	2.99
	News papers and magazines	0.56
	office maintainance	0.18

  
**Principal**  
 Sree Chaitanya Institute of Technological Sciences  
 L.M.D. Colony, KARIMNAGAR (T.S)

	Miscellaneous	2.14
	Green Energy and Environment	0.25
	Garden Maintainance	0.87
<b>Total</b>		<b>23.88</b>
<b>Year 5 (2018-2019)</b>		
<b>Head of expenditure (for ex. Repair and maintenance)</b>	<b>Item of expenditure (for ex. AMC for Lab equipment and computers, garden maintenance etc.)</b>	<b>Amount (INR in Lakhs)</b>
Labs	Lab consumables	<b>1.87</b>
	college maintainance	<b>11.45</b>
Computer maintainance	computer maintainance	<b>0.2</b>
Library books and maintainance	library & erp	<b>4.47</b>
Others	Games conduct expenses	<b>0.41</b>
	Printing and stationary	<b>2.99</b>
	News papers and magazines	<b>0.62</b>
	News papers and magazines	<b>0.68</b>
	office maintainance	0.02
	Miscellaneous	4.89
	Green Energy and Environment	0.25
	Garden Maintainance	0.83
<b>Total</b>		<b>28.68</b>




**Principal**  
 Sree Chaitanya Institute of Technological Sciences  
 L.M.D. Colony, KARIMNAGAR (T.S)


**M/s. TAKSHASILA EDUCATIONAL SOCIETY**  
**(SREE CHAITANYA INSTITUTE OF TECHNOLOGICAL SCIENCES)**  
**LMD, Thimmapur(Vill & Mdl), Karimnagar(Dist) - 505 527 (TS)**

**INCOME AND EXPENDITURE ACCOUNT FOR THE YEAR ENDED 31.03.2023**

Expenditure	Amount	Income	Amount
To Salaries	7,11,18,674	By Tuition Fee	6,72,46,562
" P.F.Administration Charges	8,700	" Tuition Fee - Receivable	7,22,28,470
" Provident Fund	93,162	" Bus Fee	48,62,750
" Advertisement	1,16,741	" Dividend on Shares (Buldana)	15,910
" Examination Expenses	1,82,631	" Interest on Building Rent	86,862
" College Maintenance	8,79,872	" Interest on SB Account (ICICI)	85,692
" Elecectricity Charges	19,29,613	" Consultancy Projects	10,15,000
" Lab Consumables Exp	4,54,315	" Alumni	1,15,000
" Loan Processing Fee	10,62,501	" Mobilization of Fund	2,30,000
" Gramapanchayath Tax	1,74,085		
" Games Conduct Expenses	1,17,295		
" Generater Maintenance	99,429		
" Insurance	10,20,596		
" Postage & Telegram	49,522		
" Profession Tax	2,500		
" Travelling & Conveyance	1,52,141		
" Printing & Stationery	10,02,558		
" News Papers & Magazines	81,052		
" Telephone	2,35,539		
" University & Affiliation Fee	8,97,915		
" Office Maintenance	7,13,706		
" Repairs & Maintenance	24,17,005		
" Students Project & Developmen	2,84,394		
" Diesel	63,23,201		
" Staff Welfare	3,55,054		
" Transport	47,962		
" Vehicles Maintenance	21,38,981		
" Computers Maintenance	3,03,204		
" Interest on Loans	79,52,943		
" Bank Charges	1,13,930		
" Placement Drive Exp	5,72,634		
" Faculty Dev. Programme Exp.	40,90,458		
" Student Welfare	31,03,302		
" Miscellaneous Expenditure	2,65,296		
" Audit Fee	11,000		
" Freeships	12,04,000		
" Library Books & Maintenance	3,75,430		
" ISO	31,000		
" Seed Amount	3,00,000		
" Green energy & environment	25,000		
" Solar	85,000		
" ERP	36,000		
" Garden Maintenance	82,000		
" Depreciation	1,12,54,878		
" Excess of Income Over Expenditure	2,41,21,025		
	<b>14,58,86,246</b>		<b>14,58,86,246</b>

For SREE CHAITANYA INSTITUTE OF TEHC: SCIENCES

  
(M. RAMESH REDDY)  
President & Correspondent

  
Ramayanam Guru Harshavardhan  
Chartered Accountant  
M No. 275239  
REGISTERED ACCOUNTANT

  
Finance Officer  
Sree Chaitanya Institute of Technological Sciences  
L.M.D. Colony, KARIMNAGAR, TELANGANA.


  
Principal  
Sree Chaitanya Institute of Technological Sciences  
L.M.D. Colony, KARIMNAGAR (T.S)


M/s. TAKSHASILA EDUCATIONAL SOCIETY  
(SREE CHAITANYA INSTITUTE OF TECHNOLOGICAL SCIENCES)  
LMD, Thimmapur(Vill & Mdl), Karimnagar(Dist) - 505 527 (TS)


BALANCE SHEET AS AT 31.03.2023

Liabilities	Amount	Assets	Amount
Capital Fund	1,12,11,848	Fixed Assets (annexure - I)	11,12,62,555
Reserves	-	Non Current Assets	-
Add : Excess of Income	11,45,19,601	NPDCI	1,76,681
Over Expenditure	2,41,21,025	Rent Deposit	-
	-	Buldana Equity Shares	1,41,470
<b>Secured Loans:</b>	8,30,500	Rent Deposit (BSNL)	3,94,502
ICICI Bank (OD)	82,35,053		-
ICICI Bank (Mordgage Loans)	1,76,94,280	<b>Current Assets:</b>	-
Bank of Baroda (Vehicle Loans)	52,03,257	Investments - FDRs	-
Bank of Baroda (OD)	7,141	Accrued Int. on Ele. Deposit	8,440
Bank of Baroda LTD Loans	38,14,259	Tuition Fee Receivable	5,91,65,000
Shriram Transport	85,10,053		-
Cholamandalam	30,79,406	<b>TDS Receivable from:</b>	-
Buldana Urban Society	14,11,014	- Cholamandalam Fin. Ltd.	2,46,593
Mortgage Loan (M.Kondal Rao)	9,85,996	- Shriram Finance	4,51,942
Mortgage Loan (A.Prasad Raju)	70,40,000		-
JNTU Affiliation & Common Service F	39,24,410	Inter College Transfers	3,71,56,771
Sundry Creditors	8,04,903		-
	-	- Reliance Capital	2,50,020
<b>Provisions/Payables:</b>	-	- TDS on AVL Constructions	27,361
Salaries Payable	30,11,955	- HDB Finance	13,650
Rent Payable (BSNL)	3,68,202	- Kapston Securities	24,719
TDS Payable on Salaries	5,30,640	- Fortune Finance	58,019
TDS Payable on Interest	1,39,663	- TDS From Savir Consultancy	10,490
Provident Fund Payable	9,892	- TDS Receivable (JNTU)	58
P. F. Administrative Charges	700	- TDS Receivable (NPDCI)-2018-19	4,772
Audit Fee Payable	11,000	Tax Deducted at Source -2022-23	49,211
	-	<b>Cash and Bank Balances:</b>	-
	-	Bank Balances	42,90,304
	-	Cash In Hand	17,32,238
	-		-
	<u>21,54,64,797</u>		<u>21,54,64,797</u>

For SREE CHAITANYA INSTITUTE OF TECHNOLOGICAL SCIENCES

  
(M.RAMESH REDDY)  
President & Correspondent

  
Ramayanam Guru Harshvardhan  
Chartered Accountant  
M No. 275239



  
Finance Officer

Sree Chaitanya Institute of Technological Sciences  
L.M.D. Colony, KARIMNAGAR, TELANGANA

  
Principal


Sree Chaitanya Institute of Technological Sciences  
L.M.D. Colony, KARIMNAGAR (T.S)


**M/s. TAKSHASILA EDUCATIONAL SOCIETY**  
**SREE CHAITANYA INSTITUTE OF TECHNOLOGICAL SCIENCES**  
**LMD Colony, Thimmapur, Dist: Karimnagar**

**DEPRECIATION SCHEDULE UNDER SECTION 32 OF I.T. ACT, 1961 FOR THE YEAR ENDED 31-03-2023**

S.No.	Description of the Asset	Dep. Rate(%)	W.D.V. as on 01-04-2022	Additions > 183 Days	Additions < 183 Days	Deletions	Total Assets	Depreciation	W.D.V. as on 31-03-2023
1	Land	0%	12,97,545	-	-	-	12,97,545	-	12,97,545
2	Building	10%	6,09,83,907	1,81,23,965	1,13,83,608	1,32,97,500	9,04,91,480	71,50,218	8,20,11,513
3	Furniture	10%	45,97,473	-	-	-	45,97,473	4,59,747	41,37,726
4	Library Books	10%	28,45,692	94,475	-	-	29,40,167	2,94,017	26,46,151
5	Water cooler	15%	5,068	-	-	-	5,068	760	4,308
6	Printer	15%	76,226	27,200	-	-	1,03,426	15,514	87,912
7	Electrical Equipments	15%	20,58,359	1,47,500	-	-	22,05,859	3,30,879	18,74,980
8	Lab Equipments	15%	51,70,690	-	-	-	51,70,690	7,75,604	43,95,087
9	Generator	15%	1,36,740	-	-	-	1,36,740	20,511	1,16,229
10	Xerox Machine	15%	37,083	-	-	-	37,083	5,563	31,521
11	Air Conditioner	15%	10,27,503	-	-	-	10,27,503	1,54,125	8,73,377
12	UPS	15%	8,18,465	1,15,000	-	-	9,33,465	1,40,020	7,93,445
13	College Buses	15%	49,90,365	39,46,320	47,63,640	-	1,37,00,325	16,97,776	1,20,02,549
14	Computers	40%	1,20,368	-	-	-	1,20,368	48,147	72,221
15	Fortuner	15%	-	-	-	-	-	-	-
16	Water Plant	15%	-	-	-	-	-	-	-
			<b>8,52,45,475</b>	<b>2,24,54,460</b>	<b>1,61,47,248</b>	<b>1,12,54,878</b>	<b>12,38,47,183</b>	<b>1,12,54,878</b>	<b>11,12,62,555</b>

For SREE CHAITANYA INSTITUTE OF TECHNOLOGICAL SCIENCES

  
(M.RAMESH REDDY)  
President & Correspondent



  
Ramayanam Guru Harshavardhan  
Chartered Accountant  
M.No. 245899



Finance Officer  
Sree Chaitanya Institute of Technological Sciences  
L.M.D. Colony, KARIMNAGAR, TELANGANA.



Principal  
Sree Chaitanya Institute of Technological Sciences  
L.M.D. Colony, KARIMNAGAR (T.S)

**M/s. TAKSHASILA EDUCATIONAL SOCIETY  
(SREE CHAITANYA INSTITUTE OF TECHNOLOGICAL SCIENCES)  
LMD, Thimmapur(Vill & Mdl), Karimnagar(Dist) - 505 527 (TS)**


**INCOME AND EXPENDITURE ACCOUNT FOR THE YEAR ENDED 31.03.2022**

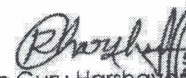
Expenditure	Amount	Income	Amount
To Salaries	7,39,70,496	By Tuition Fee	5,03,81,261
" P.F.Administration Charges	8,400	" Tuition Fee - Receivable	6,75,11,000
" Provident Fund	83,880	" Bus Fee	16,62,271
" Advertisement	15,500	" Interest on Ele Deposit	11,176
" Examination Expenses	1,14,453	" Dividend on Buldana	12,507
" College Maintenance	8,14,617	" Interest on Building Rent	3,82,164
" Elecetricity Charges	12,60,257	" Consultancy Projects	10,00,000
" Lab Consumables Exp	2,72,232	" Alumni	1,07,520
" Games Conduct Expenses	1,08,629	" Mibilization fund	2,52,000
" Generater Maintenance	81,428		
" Insurance	9,68,816		
" Postage & Telegram	45,870		
" Profession Tax	2,500		
" Travelling & Conveyance	1,52,141		
" Printing & Stationery	6,10,926		
" News Papers & Magazines	69,582		
" Telephone	68,616		
" University & Affiliation Fee	5,50,600		
" Office Maintenance	7,02,742		
" Repairs & Maintenance	13,95,145		
" Students Project & Developmnet	2,63,318		
" Diesel	24,13,087		
" Staff Welfare	3,28,788		
" Transport	40,969		
" Vehicles Maintenance	13,45,446		
" Computers Maintenance	70,491		
" Interest on Loans	54,09,471		
" Bank Charges	45,176		
" Placement Drive Exp	5,40,155		
" Faculty Dev. Programme Exp.	19,41,740		
" Student Welfare	30,94,552		
" Miscellaneous Expenditure	2,88,687		
" Audit Fee	8,000		
" Freeships	14,00,000		
" Library Books & Maintenance	4,36,227		
" ISO	30,000		
" Seed Amount	2,95,000		
" ERP	36,000		
" Garden Maintenance	84,000		
" Green energy & environment	25,000		
" Depreciation	90,87,765		
" Excess of Income Over Expenditure	1,28,39,196		


**12,13,19,899**

**12,13,19,899**

For SREE CHAITANYA INSTITUTE OF TECHNOLOGICAL SCIENCES

  
(M. RAMESH REDDY)  
President & Correspondent

  
Ramayanam Guru Harshavardhan  
Chartered Accountants  
M No 275239



  
**Finance Officer**

Sree Chaitanya Institute of Technological Sciences  
L.M.D. Colony, KARIMNAGAR, TELANGANA

  
**Principal**


Sree Chaitanya Institute of Technological Sciences  
L.M.D. Colony, KARIMNAGAR (T.S)



M/s. TAKSHASILA EDUCATIONAL SOCIETY  
(SREE CHAITANYA INSTITUTE OF TECHNOLOGICAL SCIENCES)  
LMD, Thimmapur(VIII & MdI), Karimnagar(Dist) - 505 527 (TS)

BALANCE SHEET AS AT 31.03.2022

Liabilities	Amount	Assets	Amount
Capital Fund	1,06,09,060	Fixed Assets (annexure - I)	7,44,12,252
Reserves	5,28,20,104	Non Current Assets	-
Add : Excess of Income	-	NPDCI	1,76,681
Over Expenditure	1,28,39,196	Rent Deposit	-
Secured Loans:	-	Buldana Equity Shares	1,41,470
Bank of Baroda (Mortgage)	2,11,33,569	Rent Deposit (BSNL)	3,94,502
Bank of Baroda (OD)	36,26,108	Current Assets:	-
Bank of Baroda LTD Loans	36,68,034	Investments - FDRs	7,66,545
Shriram Transport	27,54,991	Accrued Int. on Ele. Deposit	8,440
Cholamandalam	32,12,360	Tax Deducted at Source	1,19,575
Buldana Urban Society	23,78,342	Tuition Fee Receivable	6,75,11,000
Mortgage Loan (M.Kondal Rao)	9,85,996	TDS Receivable from:	-
Mortgage Loan (A.Prasad Raju)	70,40,000	- Reliance Capital	1,26,035
Un Secured Loans	28,16,000	- Cholamandalam Fin. Ltd.	2,02,800
Current Liabilities	-	- TDS on AVL Constructions	23,760
Sundry Creditors	6,25,916	- HDB Finance	13,650
JNTU Affiliation & Common Service Fee	53,15,000	- Kapston Securities	7,234
Provisions/Payables:	-	- Shriram Finance	3,38,145
Salaries Payable	1,42,67,396	- Fortune Finance	58,019
TDS Payable on Salaries	5,24,926	- TDS From Tata Consultancy	21,618
TDS Payable on Interest	2,35,612	- TDS From Savir Consultancy	10,149
TDS Payable on Rent	-	- TDS Receivable (JNTU)	-
TDS Payable on Ads	-	- TDS Receivable (NPDCI)-2018-19	5,113
Profession Tax Payable	2,52,300	- TDS Receivable (TCS)	52,113
Provident Fund Payable	13,323	- TDS Receivable (Sanprints)	7,026
ESI Payable	-	Cash and Bank Balances:	-
P. F. Administrative Charges	700	Bank Balances	48,732
Audit Fee Payable	8,000	Cash In Hand	6,82,074
	-		-
	<b>14,51,26,931</b>		<b>14,51,26,931</b>

For SREE CHAITANYA INSTITUTE OF TECHNOLOGICAL SCIENCES

  
(M.RAMESH REDDY)  
President & Correspondent

  
Ramayanam Guru Harshavardhan  
Chartered Accountant  
M No. 27239  


  
**Finance Officer**  
Sree Chaitanya Institute of Technological Sciences  
L.M.D. Colony, KARIMNAGAR, TELANGANA

  
**Principal**  
Sree Chaitanya Institute of Technological Sciences  
L.M.D. Colony, KARIMNAGAR (T.S.)





**M/s. TAKSHASILA EDUCATIONAL SOCIETY**  
**SREE CHAITANYA INSTITUTE OF TECHNOLOGICAL SCIENCES**  
 LMD Colony, Thimmapur, Dist: Karimnagar  
DEPRECIATION SCHEDULE UNDER SECTION 32 OF I.T. ACT, 1961 FOR THE YEAR ENDED 31-03-2022

S.No.	Description of the Assets	Dep. Rate(%)	W.D.V. as on 01-04-2021	Additions > 183 Days	Additions < 183 Days	Total Assets	Depreciation	W.D.V. as on 31-03-2022
1	Land	0%	9,40,720	-	-	9,40,720	-	9,40,720
2	Building	10%	6,00,68,395	63,440	78,080	6,02,09,915	60,17,088	5,41,92,828
3	Furniture	10%	39,83,789	40,000	-	40,23,789	4,02,379	36,21,410
4	Library Books	10%	22,96,941	1,37,588	-	24,34,529	2,43,453	21,91,076
5	Water cooler	15%	4,323	-	-	4,323	648	3,674
6	Printer	15%	28,766	50,000	-	78,766	11,815	66,951
7	Electrical Equipments	15%	19,29,120	-	-	19,29,120	2,89,368	16,39,752
8	Lab Equipments	15%	53,28,192	31,860	-	53,60,052	8,04,008	45,56,044
9	Generator	15%	1,16,632	-	-	1,16,632	17,495	99,137
10	Xerox Machine	15%	31,630	-	-	31,630	4,744	26,885
11	Air Conditioner	15%	11,04,140	-	-	11,04,140	1,65,621	9,38,519
12	UPS	15%	7,86,103	20,000	-	8,06,103	1,20,915	6,85,188
13	College Buses	15%	50,24,976	-	-	50,24,976	7,53,746	42,71,230
14	Computers	40%	1,64,746	-	-	1,64,746	65,898	98,847
15	Swift D/zite	15%	4,99,470	-	-	4,99,470	74,921	4,24,550
			<b>8,30,79,049</b>	<b>3,42,888</b>	<b>78,080</b>	<b>8,35,00,017</b>	<b>90,87,765</b>	<b>7,44,12,252</b>

For SREE CHAITANYA INSTITUTE OF TECHNOLOGICAL SCIENCES

  
 (M. RAMESH REDDY)  
 President & Correspondent

  
 Ramayanam Guru Harshavardhan  
 Chartered Accountants  
 M No 275239

  
 Finance Officer  
 Sree Chaitanya Institute of Technological Sciences  
 L.M.D. Colony, KARIMNAGAR, TELANGANA.

  
 Principal  
 Sree Chaitanya Institute of Technological Sciences  
 L.M.D. Colony, KARIMNAGAR (T.S)

**M/s. TAKSHASILA EDUCATIONAL SOCIETY**  
**(SREE CHAITANYA INSTITUTE OF TECHNOLOGICAL SCIENCES)**  
**LMD, Thimmapur(Vill & Md), Karimnagar(Dist) - 505 527 (TS)**


**INCOME AND EXPENDITURE ACCOUNT FOR THE YEAR ENDED 31.03.2021**

Expenditure	Amount	Income	Amount
To Salaries	4,40,52,465	By Tuition Fee	5,08,94,000
" P.F.Administration Charges	3,940	" Alumni	1,05,000
" Provident Fund	47,890	" Endoments ✓	2,00,000
" Advertisement	2,31,345	" Mobilization funds	2,54,000
" Examination Expenses	31,375		
" College Maintenance	5,18,112		
" Elecefricity Charges	10,06,253		
" Lab Consumables Exp	87,733		
" Games Conduct Expenses	36,741		
" Generater Maintenance	17,180		
" Insurance	5,14,906		
" Postage & Telegram	1,327		
" Profession Tax	1,173		
" Travelling & Conveyance	53,499		
" Printing & Stationery	1,40,472		
" News Papers & Magazines	26,453		
" Telephone	56,414		
" University & Affiliation Fee	59,852		
" Office Maintenance	8,576		
" Repairs & Maintenance	15,856		
" Diesel	13,32,595		
" Staff Welfare	48,617		
" Transport	2,381		
" Vehicles Maintenance	5,06,513		
" Computers Maintenance	9,499		
" Interest on Loans	31,99,789		
" Bank Charges	17,931		
" Placement Drive Exp	45,052		
" Faculty Dev. Programme Exp.	7,80,067		
" Student Welfare	12,82,271		
" Students Project Work & Dev.	85,196		
" Miscellaneous Expenditure	1,00,745		
" Audit Fee	3,752		
" Freeships	15,18,000		
" Library Books & Maintenance	4,51,470		
" ISO	30,000		
" ERP	36,000		
" Garden Maintenance	83,000		
" Seed Amount	2,95,000		
" Green energy &environment	25,000		
" Depreciation	95,70,454		
" Excess of Income Over Expenditure	(1,48,81,894)		

**5,14,53,000**

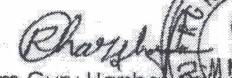
**5,14,53,000**

For SREE CHAITANYA INSTITUTE OF TECHNOLOGICAL SCIENCES

  
(M.RAMESH REDDY)  
President & Correspondent

  
**Finance Officer**

Sree Chaitanya Institute of Technological Sciences  
L.M.D. Colony, KARIMNAGAR, TELANGANA.

  
Ramayanam Guru Harshavardhan  
Chartered Accountant  
M No 275239



  
**Principal**

Sree Chaitanya Institute of Technological Sciences  
L.M.D. Colony, KARIMNAGAR (T.S)


M/s. TAKSHASILA EDUCATIONAL SOCIETY  
(SREE CHAITANYA INSTITUTE OF TECHNOLOGICAL SCIENCES)  
LMD, Thimmapur(Vill & Md), Karimnagar(Dist) - 505 527 (TS)


BALANCE SHEET AS AT 31.03.2021

Liabilities	Amount	Assets	Amount
General Fund	3,91,40,541	Fixed Assets (annexure - I)	8,30,79,049
Current Liabilities	1,36,94,849	Deposits	2,60,211
Inter College Transfers	4,04,40,942	Current Assets	49,93,176
		Cash & Bank Balances	49,43,895
	<u>9,32,76,332</u>		<u>9,32,76,332</u>

For SREE CHAITANYA INSTITUTE OF TECHNOLOGICAL SCIENCES

  
(M. RAMESH REDDY)  
President & Correspondent



  
R. G. Harshavardhan  
Chartered Accountant  
M No 275239

  
Finance Officer  
Sree Chaitanya Institute of Technological Sciences  
L.M.D. Colony, KARIMNAGAR, TELANGANA.

  
Principal  
Sree Chaitanya Institute of Technological Sciences  
L.M.D. Colony, KARIMNAGAR (T.S)

M/s.TAKSHASILA EDUCATIONAL SOCIETY  
SREE CHAITANYA INSTITUTE OF TECHNOLOGICAL SCIENCES  
H.No.7-2-40,Mankammathota, Karimnagar

DEPRECIATION SCHEDULE UNDER SECTION 32 OF I.T.ACT,1961 FOR THE YEAR ENDED 31-03-2021

S.No.	Description of the Assets	Dep. Rate(%)	W.D.V. as on 01-04-2020	Additions > 183 Days	Additions < 183 Days	Total Assets	Depreciation	W.D.V.as on 31-03-2021
1	Land	0%	9,40,720	-	-	9,40,720	-	9,40,720
2	Building	10%	5,08,79,517	32,59,389	1,19,40,400	6,60,79,306	60,10,911	6,00,68,395
3	Furniture	10%	44,26,432	-	-	44,26,432	4,42,643	39,83,789
4	Library Books	10%	25,52,157	-	-	25,52,157	2,55,216	22,96,941
5	Water cooler	15%	5,086	-	-	5,086	763	4,323
6	Printer	15%	33,843	-	-	33,843	5,076	28,766
7	Electrical Equipments	15%	22,02,914	-	61,236	22,64,150	3,35,030	19,29,120
8	Lab Equipments	15%	62,03,562	64,900	-	62,68,462	9,40,269	53,28,192
9	Generator	15%	1,37,214	-	-	1,37,214	20,582	1,16,632
10	Xerox Machine	15%	37,212	-	-	37,212	5,582	31,630
11	Air Conditioner	15%	12,98,988	-	-	12,98,988	1,94,848	11,04,140
12	UPS	15%	9,24,827	-	-	9,24,827	1,38,724	7,86,103
13	College Buses	15%	59,11,737	-	-	59,11,737	8,86,760	50,24,976
19	Computers	40%	2,74,576	-	-	2,74,576	1,09,831	1,64,746
20	Fortuner	15%	-	-	-	-	-	-
22	Water Plant	15%	-	-	-	-	-	-
			<b>7,73,23,578</b>	<b>33,24,289</b>	<b>1,20,01,636</b>	<b>9,26,49,503</b>	<b>95,70,454</b>	<b>8,30,79,049</b>

For SREE CHAITANYA INSTITUTE OF TECHNOLOGICAL SCIENCES

  
(M.RAMESH REDDY)  
President & Correspondent



  
Ramayanam Guru Harshvardhan  
Chartered Accountant  
M.No 275239



Finance Officer  
Sree Chaitanya Institute of Technological Sciences  
L.M.D. Colony, KARIMNAGAR, TELANGANA.



Principal  
Sree Chaitanya Institute of Technological Sciences  
L.M.D. Colony, KARIMNAGAR (T.S)

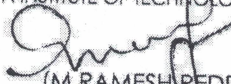
M/s. TAKSHASILA EDUCATIONAL SOCIETY  
(SREE CHAITANYA INSTITUTE OF TECHNOLOGICAL SCIENCES)  
LMD, Thimmapur(Vill & Mdl), Karimnagar(Dist) - 505 527 (TS)

INCOME AND EXPENDITURE ACCOUNT FOR THE YEAR ENDED 31.03.2020

Expenditure	Amount	Income	Amount
To Salaries	3,31,09,222	By Tuition Fee	6,40,46,000
" P.F.Administration Charges	8,400	" Alumni	1,11,000
" Provident Fund	1,02,110	" Endoments	2,00,000
" Advertisement	4,93,273	" Mobilization funds	2,32,000
" Examination Expenses	66,898		
" College Maintenance	11,04,716		
" Elecetricity Charges	21,45,530		
" Lab Consumables Exp	1,87,063		
" Games Conduct Expenses	78,340		
" Generater Maintenance	36,630		
" Insurance	10,97,880		
" Postage & Telegram	2,830		
" Profession Tax	2,500		
" Travelling & Conveyance	1,14,071		
" Printing & Stationery	2,99,514		
" News Papers & Magazines	56,404		
" Telephone	1,20,286		
" University & Affiliation Fee	1,27,615		
" Office Maintenance	18,286		
" Repairs & Maintenance	33,807		
" Diesel	28,41,353		
" Staff Welfare	1,03,660		
" Transport	5,077		
" Vehicles Maintenance	10,79,984		
" Computers Maintenance	20,254		
" Interest on Loans	34,32,556		
" Bank Charges	38,233		
" Placement Drive Exp	96,059		
" Faculty Dev. Programme Exp.	16,63,255		
" Student Welfare	27,34,054		
" Students Project Work & Dev.	1,81,654		
" Miscellaneous Expenditure	2,14,798		
" Audit Fee	8,000		
" Freeships	21,98,000		
" Library Books & Maintenance	2,31,157		
" ISO	30,000		
" ERP	36,000		
" Garden Maintenance	87,000		
" Seed Amount	2,95,000		
" Green energy &environment	25,000		
" Depreciation	91,14,326		
" Excess of Income Over Expenditure	9,48,204		

6,45,89,000


For SREE CHAITANYA INSTITUTE OF TECHNOLOGICAL SCIENCES


  
(M.RAMESH REDDY)  
President & Correspondent

  
Finance Officer

Sree Chaitanya Institute of Technological Sciences  
L.M.D. Colony, KARIMNAGAR, TELANGANA.



  
R. G. Harshavardhan  
Chartered Accountants  
M No. 275239

  
Principal


Sree Chaitanya Institute of Technological Sciences  
L.M.D. Colony, KARIMNAGAR (T.S)

M/s. TAKSHASILA EDUCATIONAL SOCIETY  
 (SREE CHAITANYA INSTITUTE OF TECHNOLOGICAL SCIENCES)  
 LMD, Thimmapur(Vill & Md), Karimnagar(Dist) - 505 527 (TS)

BALANCE SHEET AS AT 31.03.2020

Liabilities	Amount	Assets	Amount
General Fund	5,40,22,435	Fixed Assets	7,73,23,578
Current Liabilities	1,36,94,848	Deposits	2,60,211
Inter College Transfer	2,73,52,078	Current Assets	1,25,41,676
		Cash & Bank Balances	49,43,896
	<b>9,50,69,361</b>		<b>9,50,69,361</b>

For SREE CHAITANYA INSTITUTE OF TECHNOLOGICAL SCIENCES

  
 (M. RAMESH REDDY)  
 President & Correspondent



  
 R. G. Harshavardhan  
 Chartered Accountants  
 M No. 275239

  
 Finance Officer

Sree Chaitanya Institute of Technological Sciences  
 L.M.D. Colony, KARIMNAGAR, TELANGANA.



Principal  
 Sree Chaitanya Institute of Technological Sciences  
 L.M.D. Colony, KARIMNAGAR (T.S)

M/s. TAKSHASILA EDUCATIONAL SOCIETY  
SREE CHAITANYA INSTITUTE OF TECHNOLOGICAL SCIENCES

H.No.7-2-40, Mankamathota, Karimnagar


DEPRECIATION SCHEDULE UNDER SECTION 32 OF I.T. ACT, 1961 FOR THE YEAR ENDED 31-03-2020

S.No.	Description of the Assets	Dep. Rate (%)	W.D.V. as on 01-04-2019	Additions > 183 Days	Additions < 183 Days	Total Assets	Depreciation	W.D.V. as on 31-03-2020
1	Land	0%	9,40,720	-	-	9,40,720	-	9,40,720
2	Building	10%	3,38,54,013	1,09,02,248	1,11,56,718	5,59,12,979	50,33,462	5,08,79,517
3	Furniture	10%	44,15,258	5,03,000	-	49,18,258	4,91,826	44,26,432
4	Library Books	10%	28,32,423	3,307	-	28,35,730	2,83,573	25,52,157
5	Water cooler	15%	5,983	-	-	5,983	897	5,086
6	Printer	15%	39,815	-	-	39,815	5,972	33,843
7	Electrical Equipments	15%	21,38,787	4,52,877	-	25,91,664	3,88,750	22,02,914
8	Lab Equipments	15%	71,74,148	1,200	1,12,990	72,88,338	10,84,776	62,03,562
9	Generator	15%	1,61,428	-	-	1,61,428	24,214	1,37,214
10	Xerox Machine	15%	43,778	-	-	43,778	6,567	37,212
11	Air Conditioner	15%	4,88,477	10,39,744	-	15,28,221	2,29,233	12,98,988
12	UPS	15%	9,80,232	1,07,800	-	10,88,032	1,63,205	9,24,827
13	College Buses	15%	58,66,749	-	10,00,000	68,66,749	9,55,012	59,11,737
19	Computers	40%	4,57,627	-	-	4,57,627	1,83,051	2,74,576
20	Fortuner	15%	-	-	-	-	-	-
22	Water Plant	15%	-	-	-	-	-	-
			<b>6,11,58,020</b>	<b>1,30,10,176</b>	<b>1,22,69,708</b>	<b>8,64,37,904</b>	<b>91,14,326</b>	<b>7,73,23,578</b>

For SREE CHAITANYA INSTITUTE OF TECHNOLOGICAL SCIENCES

(M. RAMESH REDDY)

President & Correspondent



*M. New*

Finance Officer

Sree Chaitanya Institute of Technological Sciences  
L.M.D. Colony, KARIMNAGAR, TELANGANA.

*AAL*

Principal

Sree Chaitanya Institute of Technological Sciences  
L.M.D. Colony, KARIMNAGAR (T.S)


**M/s. TAKSHASILA EDUCATIONAL SOCIETY  
(SREE CHAITANYA INSTITUTE OF TECHNOLOGICAL SCIENCES)  
LMD, Thimmapur(Vill & Mdl), Karimnagar(Dist) - 505 527 (TS)**


**INCOME AND EXPENDITURE ACCOUNT FOR THE YEAR ENDED 31.03.2019**

Expenditure	Amount	Income	Amount
To Salaries	3,37,33,207	By Tuition Fee	4,25,60,750
" P.F.Administration Charges	8,400	" Transpotation Fee	58,83,750
" Provident Fund	1,32,941	" Alumni	97,000
" Advertisement	4,06,728	" Endoments	2,00,000
" Examination Expenses	45,161	" Mobilization fo Funds	2,62,000
" College Maintenance	11,45,526		
" Elecetricity Charges	19,50,238		
" Lab Consumables Exp.	1,87,063		
" Loan Procesing Fee	61,702		
" GP & Muncipal Tax	1,37,063		
" Games Conduct Expenses	41,826		
" Generater Maintenance	36,192		
" Insurance	9,70,031		
" Postage & Telegram	8,524		
" Profession Tax	2,500		
" Travelling & Conveyance	2,02,539		
" Printing & Stationery	2,99,514		
" News Papers & Magazines	62,223		
" Telephone	1,20,286		
" University & Affiliation Fee	1,27,615		
" Office Maintenance	2,651		
" Diesel	28,41,353		
" Staff Welfare	1,03,660		
" Transport	15,661		
" Vehicles Maintenance	13,10,346		
" Computers Maintenance	20,254		
" Interest on Loans	37,46,454		
" Bank Charges	76,718		
" Placement Drive Exp	9,766		
" Faculty Dev. Programme Exp.	12,61,697		
" Student Welfare	6,64,290		
" Students Project Work & Dev.	3,95,252		
" Miscellaneous Expenditure	4,89,559		
" Audit Fee	8,000		
" Freeships	11,47,500		
" Library Books & Maintenance	4,11,195		
" ISO	30,000		
" ERP	36,000		
" Garden Maintenance	83,000		
" Seed Amount	2,95,000		
" Green energy &environment	25,000		
" Depreciation	74,65,599		
" Excess of Income Over Expenditure	(1,11,14,735)		
	<b>4,90,03,500</b>		<b>4,90,03,500</b>

For SREE CHAITANYA INSTITUTE OF TECHNOLOGICAL SCIENCES

  
(M. RAMESH REDDY)  
President & Correspondent

  
Ramayanam Guru Harshvardhan  
Chartered Accountant  
M No. 275239



  
**Finance Officer**  
Sree Chaitanya Institute of Technological Sciences  
L.M.D. Colony, KARIMNAGAR, TELANGANA.

  
**Principal**  
Sree Chaitanya Institute of Technological Sciences  
L.M.D. Colony, KARIMNAGAR (T.S)



M/s. TAKSHASILA EDUCATIONAL SOCIETY  
(SREE CHAITANYA INSTITUTE OF TECHNOLOGICAL SCIENCES)  
LMD, Thimmapur(Vill & Md), Karimnagar(Dist) - 505 527 (TS)

BALANCE SHEET AS AT 31.03.2019

Liabilities	Amount	Assets	Amount
Capital Fund	3,06,82,513	Fixed Assets (annexure - I)	6,11,58,020
Un Secured Loans	1,00,77,666	Deposit	3,09,121
Current Liabilities	1,10,97,366	Current Assets	2,57,25,611
Inter College Transfer	4,74,37,509	Inter College Transfer	52,73,012
		Cash & Bank Balance	68,29,288
	<b>9,92,95,054</b>		<b>9,92,95,054</b>

For SREE CHAITANYA INSTITUTE OF TECHNOLOGICAL SCIENCES

  
(M.RAMESH REDDY)  
President & Correspondent



  
G. Harshavardhan  
Chartered Accountants  
M No. 275239

  
**Finance Officer**  
Sree Chaitanya Institute of Technological Sciences  
L.M.D. Colony, KARIMNAGAR, TELANGANA.


  
**Principal**  
Sree Chaitanya Institute of Technological Sciences  
L.M.D. Colony, KARIMNAGAR (T.S)

**M/s.TAKSHASILA EDUCATIONAL SOCIETY**  
**SREE CHAITANYA INSTITUTE OF TECHNOLOGICAL SCIENCES**  
 H.No.7-2-40,Mankamathota, Karimnagar  
**DEPRECIATION SCHEDULE UNDER SECTION 32 OF I.T.ACT, 1961 FOR THE YEAR ENDED 31-03-2019**

S.No.	Description of the Assets	Dep. Rate(%)	W.D.V. as on 01-04-2018	Additions > 183 Days	Additions < 183 Days	Total Assets	Depreciation	W.D.V. as on 31-03-2019
1	Land	0%	9,40,720	-	-	9,40,720	-	9,40,720
2	Building	10%	3,10,06,733	21,92,801	41,83,613	3,73,83,147	35,29,134	3,38,54,013
3	Furniture	10%	48,92,842	13,000	-	49,05,842	4,90,584	44,15,258
4	Library Books	10%	26,12,559	-	5,06,442	31,19,001	2,86,578	28,32,423
5	Water cooler	15%	7,039	-	-	7,039	1,056	5,983
6	Printer	15%	46,841	-	-	46,841	7,026	39,815
7	Electrical Equipments	15%	23,04,118	43,360	1,55,060	25,02,538	3,63,751	21,38,787
8	Lab Equipments	15%	79,07,101	2,95,729	2,18,100	84,20,930	12,46,782	71,74,148
9	Generator	15%	1,89,915	-	-	1,89,915	28,487	1,61,428
10	Xerox Machine	15%	51,504	-	-	51,504	7,726	43,778
11	Air Conditioner	15%	5,01,429	73,250	-	5,74,679	86,202	4,88,477
12	UPS	15%	11,53,214	-	-	11,53,214	1,72,982	9,80,232
13	College Buses	15%	31,34,958	-	34,61,659	65,96,617	7,29,868	58,66,749
14	Innova Car	15%	1,57,343	-	-	1,57,343	23,601	1,33,742
15	Skoda Car	15%	3,23,180	-	-	3,23,180	48,477	2,74,703
16	Bolero	15%	1,87,059	-	-	1,87,059	28,059	1,59,000
17	Verna Car	15%	3,68,002	-	-	3,68,002	55,200	3,12,802
18	Figo Ford Car	15%	2,20,032	-	-	2,20,032	33,005	1,87,027
19	Computers	40%	3,62,712	-	3,00,000	6,62,712	2,05,085	4,57,627
20	Swift D'zire	15%	8,13,304	-	-	8,13,304	1,21,996	6,91,308
			<b>5,71,80,605</b>	<b>26,18,140</b>	<b>88,24,874</b>	<b>6,86,23,619</b>	<b>74,65,599</b>	<b>6,11,58,020</b>

For SREE CHAITANYA INSTITUTE OF TECHNOLOGICAL SCIENCES

*(Signature)*  
 (M.RAMESH REDDY)  
 President & Correspondent



*(Signature)*  
 Finance Officer  
 Sree Chaitanya Institute of Technological Sciences  
 L.M.D. Colony, KARIMNAGAR, TELANGANA.

*(Signature)*  
 Principal  
 Sree Chaitanya Institute of Technological Sciences  
 L.M.D. Colony, KARIMNAGAR (T.S)